




















DECORATIVE COLOURS

PORCELAINE 150

GLOSSY


• 43		Ivory
• 01		Citrine yellow
• 02		Marseilles yellow
• 03		Saffron orange
• 04		Agate orange
• 05		Coral red
• 06		Scarlet red
• 07		Ruby red
• 08		Opaline pink
• 09		Fuchsia
• 11		Garnet red
• 12		Etruscan red
• 13		Amethyst purple
• 23		Opaline blue
• 17		Ming blue
• 14		Parma violet
• 16		Lapis blue
• 20		Turquoise
• 18		Sapphire blue

• 27		Olivine green
• 19		Emerald
• 26		Malachite green
• 30		Peridot green
• 28		Bronze green
• 29		Amazonite green
• 36		Amber brown
• 34		Havana brown
• 37		Esterel brown
• 39		Mummy brown
• 54		Taupe
• 55		Grey
• 41		Abyss black
• 42		Anthracite black
• 44		Gold
• 45		Vermeil gold
• 57		Copper pink
• 47		Pewter

SHIMMERS

• 56		Pearl White
• 105		Shimmer orange
• 107		Shimmer pink
• 103		Shimmer wine
• 106		Shimmer fuchsia
• 109		Shimmer petroleum
• 101		Shimmer green
• 104		Shimmer bronze
• 102		Shimmer ash
• 108		Shimmer chocolate
• 110		Shimmer silver










PASTELS

• 48		Daffodil
• 49		Mango
• 50		Tender pink
• 51		Pastel blue
• 52		Lavender blue
• 53		Water green


CHALKBOARD


• 201		Chalkboard Black
-------	---	------------------

MARKERS BULLET TIP AND FINE TIP

• 01		Marseilles yellow
• 02		Agate orange
• 03		Scarlet red
• 04		Lapis blue
• 05		Peacock blue
• 06		Peridot green
• 07		Amazonite green
• 08		Earth brown
• 09		Anthracite black

OUTLINERS

• 01		Marseilles yellow
• 02		Coral
• 03		Tourmaline red
• 04		Ming blue
• 05		Bronze green
• 12		Shimmer chocolate

• 06		Anthracite black
• 07		Gold
• 08		Vermeil gold
• 9		Copper
• 10		Pewter
• 13		Shimmer silver

PORCELAINE 150

LEGEND

Available sizes

- 20 ml (tubes)
- 45 ml
- Markers

Degree of opacity

☐ : Transparent
☒ : Semi-Opaque
☐ : Opaque

Product Information

19/12/2016

PORCELAINE
150

*Porcelain
Paint*

Properties:

QUALITY: 35 water-based colours, deep and glossy, transparent or opaque, with a superb enamelled appearance after baking.

The range includes 10 shimmering colours, with twinkling and iridescent effects, particularly opaque and covering. Excellent lightfastness.

The colours are ready-to-use, just stir with a mixing stick before using, particularly Porcelaine 150 Chalkboard Black, which is a product you can write on with chalk.

These colours can be mixed together.

DRYING FOR COLOURS, MEDIUMS AND MARKERS, FOR DECORATIVE USE: 72 hours for light washing without soaking.

BAKING FOR ALL COLOURS, AUXILIARIES AND MARKERS IN THE RANGE, FOR DISHWASHER-SAFE USE: 35 minutes at 150°C (300°F), in a domestic oven (at a stable temperature), after drying for a minimum of 24 hours.

SURFACES: Porcelain, earthenware, ceramic...

“Pyrex”, “Arcopal” or equivalent-type supports should not be used.

THINNER: Porcelaine 150 thinner.

OPACITY: Opaque, semi-transparent or transparent colours.

FINISH: Gloss.

CARE (for decorated surfaces): After baking, resistance to dishwashing, alcohols, solvents and to normal detergents. For a better resistance/durability, use the dishwasher ECO programme, and ideally place in top rack.

BRUSHES: Pébéo Cobra deco or Iris brushes.

BRUSH CLEANING: Soap and water.

NUMBER OF COLOURS: 35 colours, 10 shimmer colours and 1 Chalkboard Black colour.

PACKAGING: 45ml bottle - all colours.

Fine tip markers 0.7mm - 9 colours.

Regular tip markers 1.2mm – 9 colours.

Outliners – barrier colours - 12 colours in tube with nozzle.

PRODUCT USAGE:

Porcelaine 150 can be applied to porcelain, earthenware and most bases that can withstand a temperature of 150°C (300°F). The choice of base and tools allows for producing numerous effects, transparencies and intensities of colours. Porcelaine 150 makes professional enamelling available to all, with a generation of colours glazed by simply baking at 150°C (300°F) in any domestic oven. In bottle, tube or marker, they can be mixed together, deep and glossy, transparent or opaque, with a superb enamelled appearance after baking. Many application methods are possible with Porcelaine 150: with brushes, with sponges, with stencils...

Stir the product with a mixing stick before use. Colours can be applied directly to a grease-free base, cleaned with alcohol or soap and water. After drying 24 hours, place the project in a cold oven. Once a temperature of 150°C (300°F) is reached, bake for 35 minutes. The colours then take on a real enamelled aspect and become dishwasher resistant (following label recommendations). Only surfaces which do not come in contact with food should be decorated.

The Porcelaine 150 **outliners**, in a tube with nozzle, can be used for outlining work and containing colours.

The **markers** are recommended for fine lines, strokes and writing. Shake well before use. Press tip repeatedly to start ink flow. A fine tip marker not used for a prolonged period may be restarted on paper, to start ink flow, which will facilitate reuse.

- Air dry 72 hours for decorative use, with light washing and no soaking.

- Allow to air dry 24 hours after application, then bake in oven for 35 minutes at 150°C (300°F) for dishwasher resistance (following label recommendations).

Store flat. Keep from freezing.

To use Porcelaine 150 colours with its auxiliaries: Refer to the P150 Auxiliaries Product Information documentation.

***Pébéo Tip:**

For users who wish to apply on an object decorated with markers, Porcelaine 150 paint and/or outliners, Pébéo recommends baking the decorated object according to the above instructions.

Recommendations:

This information is submitted for information purposes only. It is always advisable to conduct preliminary tests on the selected surface before beginning the project.

For more information on the safety and handling conditions of these products, refer to the Safety Data Sheet available on our website: <http://en.pebeo.com/Pebeo/Safety-Data-Sheet>.